

Scaled data based on original data using
LM-79-08 Approved Method: Electrical and Photometric Measurements of Solid-
State Lighting Products

Test Report Prepared for
Cooper Lighting Solutions
(formerly Eaton)

Brand: McGRAW-EDISON

Report Number: P386359

Luminaire Tested: **GWC-SA2A-730-U-SL3**

Issue Date: 3/3/2020

Test Information

Test Method: LM-79-08
Report Number: P386359
TEST IS SCALED FROM IESNA LM-79-08 TEST DATA (G2-1903-205-22)
Test Lab: INNOVATION CENTER
Issue Date: 3/3/2020
Manufacturer: COOPER LIGHTING SOLUTIONS (FORMERLY EATON)
Product Line: MCGRAW-EDISON
Catalog Number: GWC-SA2A-730-U-SL3
Description: GALLEON WALL LUMINAIRE
(2) 70 CRI, 3000K, 615mA LIGHTSQUARES WITH 16 LEDS EACH AND TYPE III
SPILL LIGHT ELIMINATOR OPTICS
Light Source: -
Ballast/Driver: ELECTRONIC DRIVER

Summary

Lumens per Lamp: N/A
Luminaire Lumens: 8858 lumens
Efficiency: N/A
Efficacy: 134.2 lumens/watt
Luminous Opening: Rectangular (W 1' x L: 0.5' x H: 0')
IES Classification: Type III - Medium
BUG Rating: B1 - U0 - G3

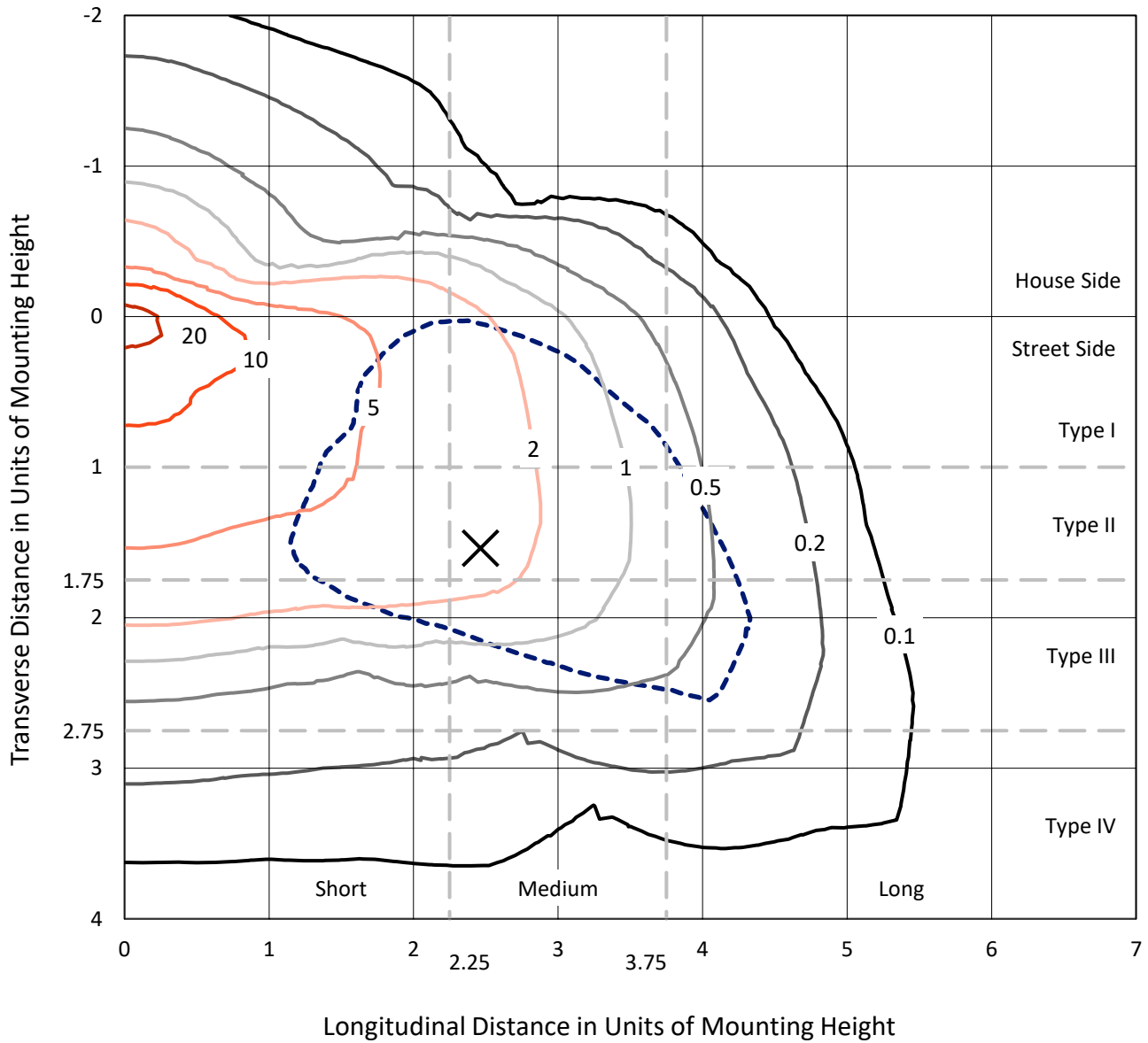
Input Watts (W): 66
Input Voltage (V): NR
Input Current (A_{in}): NR
Voltage Rise (V): NR
Power Factor: NR
Total Harmonic Distortion (THDi): NR
Frequency (hertz): 60
Stabilization Time: NR
Operation Time: NR
Ambient Temperature (°C): NR
Test Distance: 24 FT



REPORT NUMBER: P386359
 CATALOG NUMBER: GWC-SA2A-730-U-SL3

Iso-Footcandle Lines of Horizontal Illumination

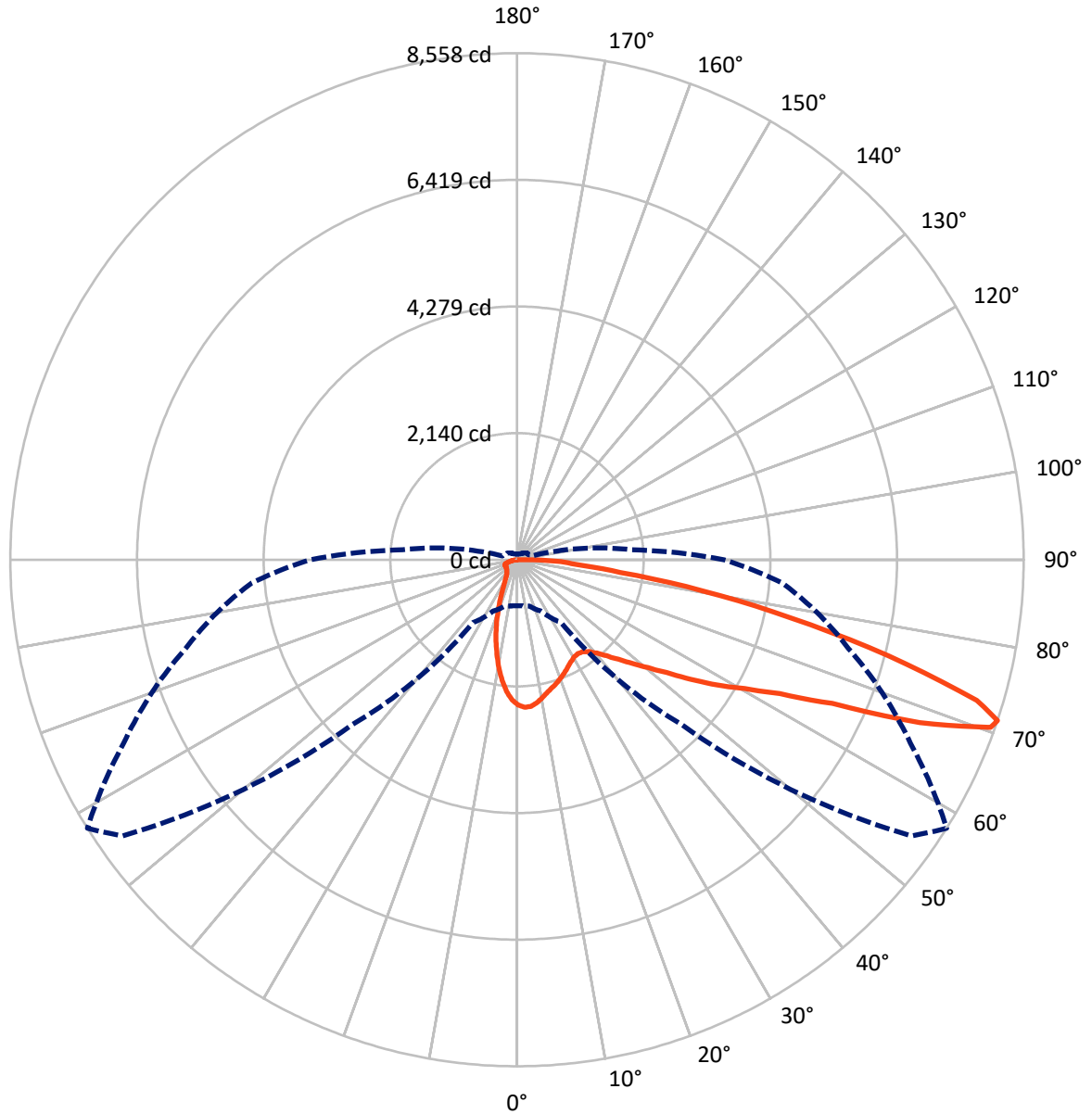
✕ Max cd
 - - - 1/2 Max cd



Based on 10 foot mounting height. Maximum calculated value = 24.5 fc
 Type III - Medium - N/A

REPORT NUMBER: P386359
CATALOG NUMBER: GWC-SA2A-730-U-SL3

Luminous Intensity Polar Plot



— Vertical Plane Through 58-Deg Lateral - - - Horizontal Cone Through 71-Deg Vertical

REPORT NUMBER: P386359

CATALOG NUMBER: GWC-SA2A-730-U-SL3

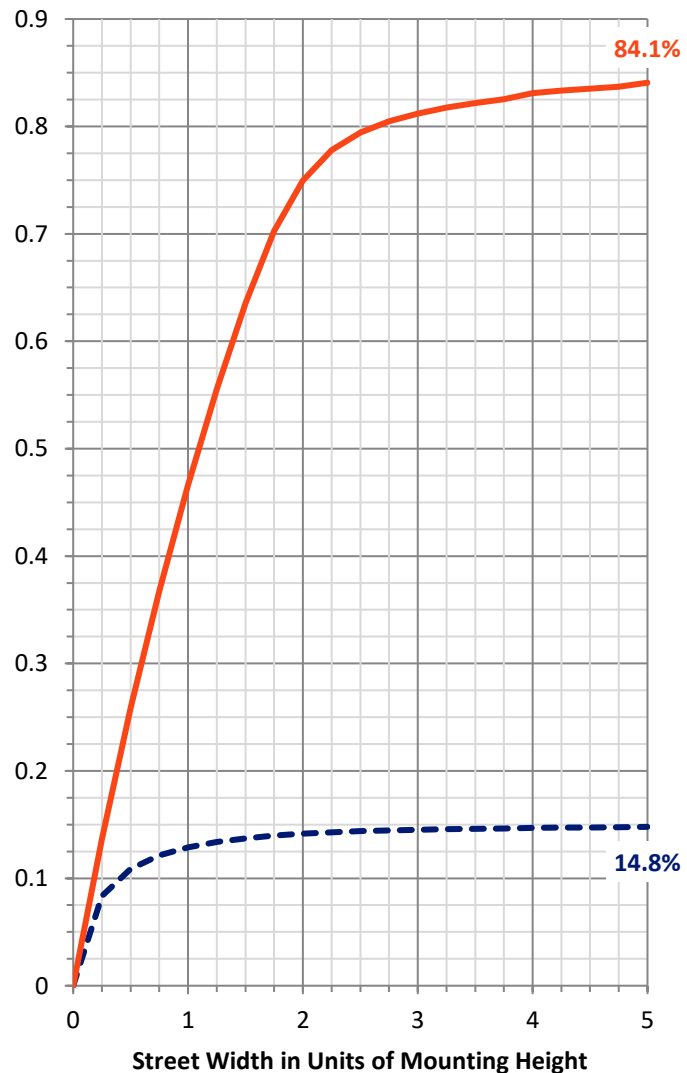
FLUX DISTRIBUTION:

		Downward	Upward	Total
House Side	Lumens	1324.3	0.0	1324.3
	% Fixture	15.0	0.0	15.0
Street Side	Lumens	7533.7	0.0	7533.7
	% Fixture	85.0	0.0	85.0
Total	Lumens	8858.0	0.0	8858.0
	% Fixture	100.0	0.0	100.0

ZONAL LUMENS:

Zone	Lumens	% Fixture
0°-10°	211.7	2.4
10°-20°	470.8	5.3
20°-30°	598.3	6.8
30°-40°	762.2	8.6
40°-50°	1080.8	12.2
50°-60°	1672.6	18.9
60°-70°	2277.0	25.7
70°-80°	1519.0	17.1
80°-90°	265.6	3.0
90°-100°	0.0	0.0
100°-110°	0.0	0.0
110°-120°	0.0	0.0
120°-130°	0.0	0.0
130°-140°	0.0	0.0
140°-150°	0.0	0.0
150°-160°	0.0	0.0
160°-170°	0.0	0.0
170°-180°	0.0	0.0
0°-90°	8858.0	100.0
0°-180°	8858.0	100.0

Coefficient of Utilization



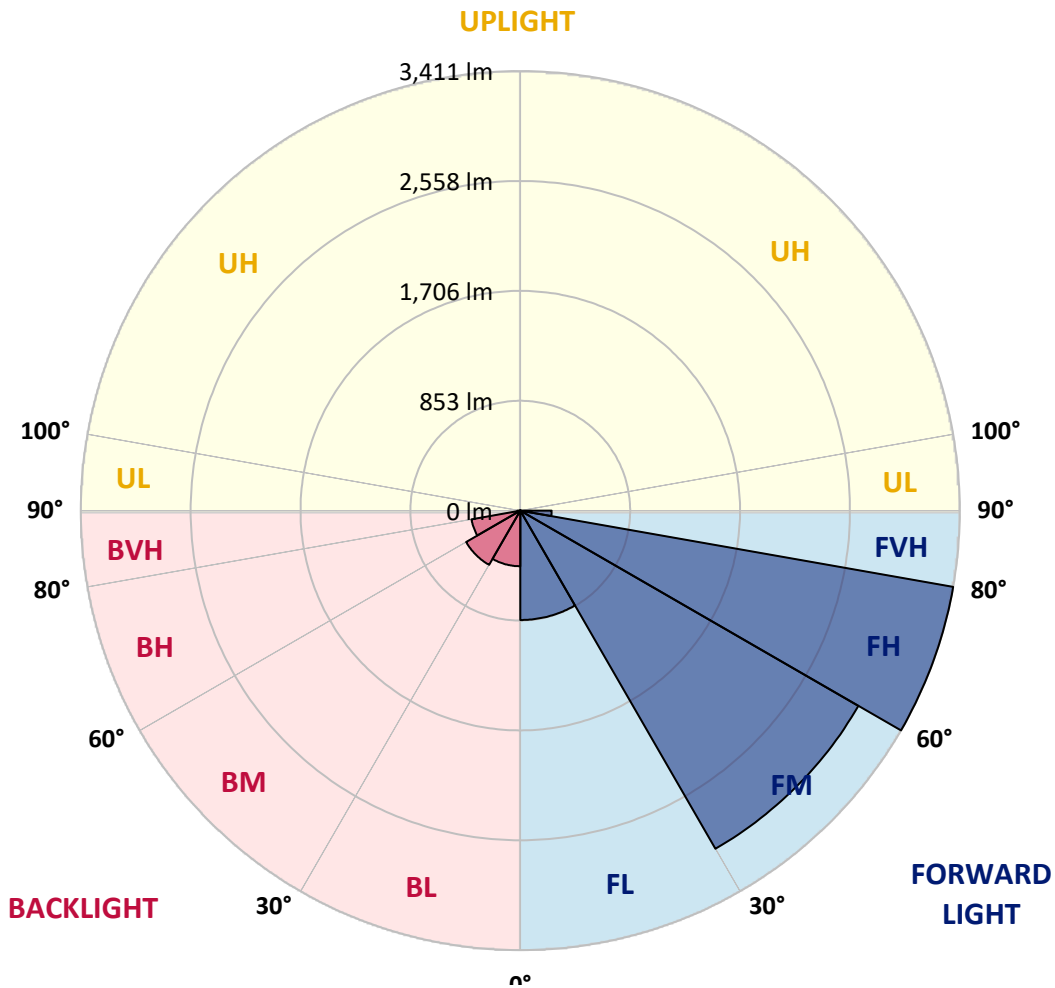
REPORT NUMBER: P386359

CATALOG NUMBER: GWC-SA2A-730-U-SL3

LUMINAIRE CLASSIFICATION SYSTEM LUMEN TABLE AND BUG RATING:

Zone	Lumens	% Fixture	Zone Rating/Lumen Limit		
			B	U	G
FL (0°-30°)	849.2	9.6			
FM (30°-60°)	3029.9	34.2			
FH (60°-80°)	3411.1	38.5			G2/5000
FVH (80°-90°)	243.5	2.7			G3/500
BL (0°-30°)	431.7	4.9	B1/500		
BM (30°-60°)	485.7	5.5	B1/1000		
BH (60°-80°)	384.9	4.3	B1/500		G1/500
BVH (80°-90°)	22.1	0.2			G1/100
UL (90°-100°)	0.0	0.0		U0/0	
UH (100°-180°)	0.0	0.0		U0/0	

BUG Rating: B1-U0-G3
 Type III Medium





REPORT NUMBER: P386359
 CATALOG NUMBER: GWC-SA2A-730-U-SL3

CANDELA DISTRIBUTION (FULL):

	0°	5°	15°	25°	35°	45°	55°	58°	65°	75°	85°
0°	2454.3	2454.3	2454.3	2454.3	2454.3	2454.3	2454.3	2454.3	2454.3	2454.3	2454.3
2.5°	2519.4	2516.0	2517.2	2514.7	2508.9	2503.0	2494.4	2495.9	2483.9	2466.0	2443.8
5°	2471.8	2470.6	2479.9	2485.1	2489.4	2486.0	2483.6	2486.7	2469.1	2444.4	2405.8
7.5°	2372.2	2358.6	2370.3	2387.9	2404.6	2417.2	2433.9	2436.1	2424.9	2399.0	2348.4
10°	2230.6	2217.6	2234.9	2262.3	2295.7	2325.9	2359.5	2365.7	2367.9	2344.4	2283.0
12.5°	2083.7	2073.8	2091.1	2129.7	2184.9	2231.5	2285.2	2294.4	2313.6	2297.8	2222.5
15°	1952.2	1948.5	1969.5	2007.5	2071.0	2142.3	2219.8	2236.7	2269.1	2263.9	2175.3
17.5°	1838.7	1837.8	1853.8	1893.6	1964.0	2054.1	2154.6	2183.3	2231.5	2237.7	2136.4
20°	1754.1	1752.3	1763.4	1792.7	1865.2	1967.4	2084.3	2123.8	2193.2	2214.8	2096.3
22.5°	1708.8	1708.5	1708.8	1722.7	1781.9	1876.9	2015.8	2063.9	2155.9	2196.6	2051.9
25°	1701.1	1700.1	1693.4	1691.8	1725.4	1801.4	1947.9	2001.0	2120.4	2184.0	2009.6
27.5°	1721.1	1722.4	1713.4	1698.9	1705.7	1751.7	1889.0	1945.8	2092.0	2181.5	1980.3
30°	1762.8	1762.2	1754.5	1739.3	1726.1	1733.2	1847.0	1903.8	2072.9	2192.3	1960.3
32.5°	1808.8	1812.2	1810.6	1802.3	1782.5	1754.1	1834.4	1889.9	2067.3	2218.2	1951.6
35°	1864.0	1867.7	1878.8	1885.3	1862.1	1816.5	1861.5	1909.7	2083.4	2267.0	1965.5
37.5°	1916.4	1926.0	1957.2	1984.6	1964.9	1914.0	1933.7	1968.0	2133.1	2343.8	2002.8
40°	1976.9	1985.3	2036.2	2094.5	2091.4	2038.6	2050.0	2072.9	2220.7	2453.9	2070.4
42.5°	2036.5	2053.1	2126.9	2209.6	2233.3	2186.7	2204.9	2217.0	2344.1	2599.9	2188.3
45°	2115.8	2133.7	2236.1	2335.8	2391.3	2365.1	2394.1	2398.7	2499.3	2798.6	2359.5
47.5°	2235.8	2256.2	2375.6	2480.2	2565.0	2567.8	2615.6	2613.8	2693.1	3026.0	2575.2
50°	2422.8	2452.1	2549.9	2647.7	2750.8	2808.2	2872.0	2863.1	2925.4	3268.2	2823.6
52.5°	2667.8	2681.4	2753.9	2826.1	2954.1	3082.8	3174.4	3166.4	3188.9	3517.2	3105.6
55°	2921.7	2931.9	2961.8	3001.3	3173.5	3383.3	3577.1	3564.4	3507.4	3775.8	3384.2
57.5°	3150.1	3170.7	3191.4	3207.8	3394.4	3697.4	3989.0	3989.9	3852.9	4054.7	3672.1
60°	3185.5	3203.7	3340.4	3469.4	3772.4	4116.5	4429.9	4420.7	4210.6	4357.4	3993.0
62.5°	2815.9	2856.9	3085.3	3428.4	4136.5	4882.9	4992.4	4981.0	4638.2	4730.5	4366.7
65°	2018.0	2064.6	2340.1	2855.7	3960.0	5727.4	6007.6	5853.9	5221.4	5189.3	4804.2
67.5°	1164.2	1175.3	1294.7	1708.8	3015.2	5771.5	7556.2	7341.2	6127.0	5709.8	5018.4
70°	860.9	860.6	889.0	1051.6	1631.6	4710.4	8292.8	8485.6	7080.4	5881.1	4715.7
71°	778.5	779.4	811.2	957.1	1292.2	3942.7	8136.3	8558.4	7331.6	5796.5	4496.6
72.5°	665.9	669.0	713.1	858.4	1087.0	2719.0	7462.4	8121.5	7450.7	5588.0	4153.8
75°	505.1	512.2	573.3	723.6	993.6	1378.9	5476.9	6485.2	6618.8	4930.7	3086.5
77.5°	360.4	368.4	437.5	608.5	944.5	1039.2	3667.8	4730.5	4870.9	3159.9	1392.2
80°	227.7	237.3	289.4	484.1	887.4	986.8	2304.9	3179.7	2656.1	1011.1	354.2
82.5°	133.6	141.0	179.6	316.3	724.8	950.4	1356.1	1762.5	1033.7	305.5	161.1
85°	77.4	80.8	112.0	201.5	526.4	897.0	996.3	985.2	448.6	149.3	76.2
87.5°	36.1	40.1	66.3	105.2	292.2	650.1	787.4	680.4	278.9	70.0	35.8
90°	0.0	0.0	0.0	0.0	0.0	0.0	0.0	0.0	0.0	0.0	0.0



REPORT NUMBER: P386359
 CATALOG NUMBER: GWC-SA2A-730-U-SL3

CANDELA DISTRIBUTION (continued):

	90°	95°	105°	115°	125°	135°	145°	155°	165°	175°	180°
0°	2454.3	2454.3	2454.3	2454.3	2454.3	2454.3	2454.3	2454.3	2454.3	2454.3	2454.3
2.5°	2433.0	2427.7	2405.8	2386.4	2366.0	2339.5	2310.2	2306.5	2288.6	2292.0	2285.8
5°	2384.8	2371.6	2318.8	2271.0	2214.5	2163.9	2109.0	2083.7	2047.3	2044.8	2035.5
7.5°	2316.0	2291.3	2209.6	2118.9	2028.1	1941.7	1856.3	1800.1	1742.7	1718.4	1716.2
10°	2238.6	2196.6	2076.3	1942.1	1811.2	1685.0	1562.8	1472.4	1391.0	1352.4	1350.9
12.5°	2165.1	2103.1	1938.0	1755.4	1576.4	1412.9	1245.3	1126.5	1024.4	990.2	975.7
15°	2102.8	2015.5	1803.5	1569.9	1352.7	1125.6	934.9	810.0	715.5	682.8	676.7
17.5°	2042.3	1930.0	1665.6	1382.6	1120.1	870.4	679.4	586.6	536.3	523.0	522.7
20°	1982.2	1842.1	1521.5	1191.0	895.1	651.1	522.4	480.7	463.8	462.2	459.7
22.5°	1914.0	1748.9	1370.0	998.8	698.6	511.9	444.0	427.4	425.2	430.7	430.7
25°	1850.1	1656.3	1216.3	810.6	543.4	427.0	396.5	393.1	399.0	408.8	409.8
27.5°	1790.6	1567.2	1066.4	643.3	435.4	376.1	363.5	367.5	378.0	389.4	389.7
30°	1741.5	1482.9	920.7	507.0	367.8	338.2	336.0	344.0	355.5	364.4	366.6
32.5°	1703.5	1411.0	780.0	407.6	323.7	309.8	311.6	318.4	325.5	330.5	333.9
35°	1686.0	1349.3	650.1	343.7	295.6	287.9	290.4	294.1	297.1	300.8	303.6
37.5°	1689.0	1301.5	534.1	303.9	276.8	272.8	272.8	272.8	272.8	274.6	274.9
40°	1717.7	1274.0	439.7	278.6	264.1	259.8	256.4	253.3	250.9	252.1	251.5
42.5°	1791.2	1271.6	370.6	262.6	253.9	246.8	240.1	235.7	232.7	233.9	234.5
45°	1915.8	1302.4	324.0	251.2	244.4	233.6	224.9	220.3	218.1	222.2	222.8
47.5°	2077.2	1369.7	295.6	242.8	235.4	221.2	212.0	207.7	208.3	214.1	215.7
50°	2285.2	1478.9	282.0	237.6	229.3	210.7	201.2	197.5	199.3	207.7	209.5
52.5°	2513.5	1636.3	283.6	236.0	225.2	203.0	192.8	188.5	191.6	199.3	200.9
55°	2777.0	1825.4	309.2	238.2	219.4	198.1	186.1	178.7	181.1	188.2	189.5
57.5°	3069.8	2042.0	360.7	237.6	212.0	193.5	179.0	167.9	169.7	174.0	175.3
60°	3374.7	2303.7	440.6	239.4	208.6	187.9	169.4	155.5	154.9	158.6	159.2
62.5°	3740.6	2606.4	532.0	240.7	210.7	180.8	156.7	143.2	141.3	142.2	142.9
65°	4117.7	2825.5	497.7	235.7	217.5	175.0	145.6	131.1	127.7	127.1	127.4
67.5°	4129.4	2590.6	349.0	225.9	220.3	171.9	137.3	121.0	115.4	113.2	112.9
70°	3703.3	2104.7	271.8	215.4	209.2	166.9	129.6	112.6	104.3	100.9	100.6
71°	3495.3	1937.4	257.6	210.1	200.9	162.0	126.2	108.9	100.3	96.6	96.0
72.5°	3169.2	1736.9	240.4	201.8	184.8	149.3	119.7	103.7	94.7	90.4	89.5
75°	2274.4	1135.8	206.4	179.9	153.0	119.1	104.9	93.2	85.5	80.2	79.6
77.5°	876.3	452.0	156.1	149.6	117.3	93.2	86.4	80.5	75.0	69.7	69.4
80°	270.9	202.1	113.9	112.6	84.9	69.4	67.3	65.7	63.6	58.0	56.8
82.5°	144.7	116.0	78.4	72.8	55.5	46.3	48.8	49.4	49.7	43.8	43.2
85°	69.1	61.4	44.1	41.3	32.4	25.9	29.9	32.4	32.7	26.8	25.0
87.5°	33.0	32.1	20.7	15.7	12.0	8.6	10.5	13.0	14.2	10.2	8.9
90°	0.0	0.0	0.0	0.0	0.0	0.0	0.0	0.0	0.0	0.0	0.0

Signify Classified - Internal
Cooper Lighting Solutions Photometric Lab
1121 Highway 74 South
Peachtree City, GA 30269

Scaled Data Report



Report Generated By 670245982

Signify Classified - Internal
Cooper Lighting Solutions Photometric Lab
1121 Highway 74 South
Peachtree City, GA 30269

Scaled Data Report



Signify Classified - Internal
Cooper Lighting Solutions Photometric Lab
1121 Highway 74 South
Peachtree City, GA 30269

Scaled Data Report



Signify Classified - Internal
Cooper Lighting Solutions Photometric Lab
1121 Highway 74 South
Peachtree City, GA 30269

Scaled Data Report





--- HS — SS

Signify Classified - Internal
Cooper Lighting Solutions Photometric Lab
1121 Highway 74 South
Peachtree City, GA 30269

Scaled Data Report



u

Signify Classified - Internal
Cooper Lighting Solutions Photometric Lab
1121 Highway 74 South
Peachtree City, GA 30269

Scaled Data Report



Signify Classified - Internal
Cooper Lighting Solutions Photometric Lab
1121 Highway 74 South
Peachtree City, GA 30269

Scaled Data Report



(END OF REPORT)